



## **WELCOME!**

**WELCOME** to the 8<sup>th</sup> annual Sunshine State Decorative Artist's Retreat, "**WILD IN THE JUNGLE**". **We are going green this year.** We will be printing only a few booklets this year for mailing to chapter presidents in the State of Florida. Everything will be on the web [www.ssdaretreat.com](http://www.ssdaretreat.com) Like many other chapters we are trying to cut back and save money. We are a small chapter and this is one way we feel we can save. We hope all of you will understand this. You will find everything on the web site and be able to print what you need.

I'm so very happy to be part of the National Society of Decorative Painters and the decorative painting circle of friends. As any other organization or hobby, you have an opportunity to meet the nicest friends that have so many thoughts and ideas from many chapters, and share experiences that you both enjoy and love. You will meet and greet new and old friends and

make memories you will never forget". We encourage you to attend our 8<sup>th</sup> annual State Retreat. We had so much fun last year and would like you to join us!!

Attendees must be a member of SDP and must pay SSDA annual dues of \$15.00. If you are a past member and didn't pay your dues for 2011, they are due now. If you are a new member attending the 2012 retreat for the first time, then you will owe \$15.00 for dues for 2012. As a reminder to all past members, please include your check for dues with your payments. Should you owe dues, our Treasurer will automatically pay your dues from your first payment.

The dates are March 29 through 31, 2012 at Dayspring Episcopal Training Center in Parrish, FL. We have had our retreat here for the past several years. It is easy to find and a map below shows directions from Ellenton Outlet Mall. Dayspring has a very peaceful setting with a large main lodge, cabins, and homes all nestled on the north bank of the Manatee River. Space is limited so please register as soon as possible. Monthly payments may be made to SSDA and sent to our Treasurer, Julie Danke 5219 18<sup>th</sup> Ave. E. Bradenton, FL 34208, [dankedoodles@aol.com](mailto:dankedoodles@aol.com) (941) 747-0055. Any question can be directed to Peggy Miller, President [paintnpeg@aol.com](mailto:paintnpeg@aol.com) (941) 758-0609. Visit our web site [ssdaretreat.com](http://ssdaretreat.com) it will be updated as time moves along, plus the classes and all forms for registering and choosing classes will be online.

Classes that have been selected this year are: oil, watercolor, acrylics, colored pencil, and mixed media. We have reduced the amount of classes for 2011 with positive thoughts that there will be no classes cancelled and more students per class.

Please select your classes early. Erica Danke is the class coordinator for 2012. Her address and telephone is on the forms **She will hold all CLASS checks and they will not go to the teachers until January 15, 2012.** So you may choose early without fear of your check clearing the bank until after the first of the New Year. You will be notified when your check(s) are being sent to the teachers. Telephone numbers and e-mail addresses will be required on your registration form.

**The deadline for full registration payments and class payments is December 1, 2011. Room and Board payments cash or checks will be deposited when received.**

**Fun Raffles: First Vice President, Lola Morrison, Chairperson**

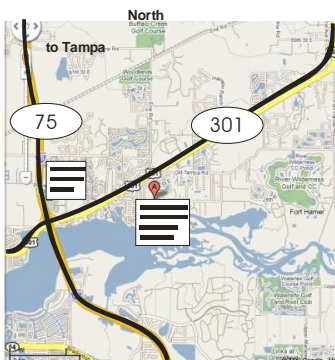
We would truly appreciate you bringing a hand painted item or a paint related item to donate to our raffle. If you would like to donate but cannot attend, perhaps a friend could bring it or contact me.

**Hand Painted Gift Exchange:** We have an optional gift exchange among attendees. **It must be hand-painted, signed and have a value of at least \$25.00** or more and fit in one or two brown paper bags. The committee will check each item for value and signature, place them in a brown bag or two and list all participants. If you bring a gift, you will receive a gift. This is so much fun!

I look forward to seeing you in March 2012. All information is on our forms, on our web or call me!

Painting Hugs, Peggy Miller

## **MAP**



Take Interstate 75 to Exit 224 near Ellenton. Go north on U.S. Hwy 301 for approximately 2 miles.

Turn right on 80th Ave east which is also known as Wellon Ranch Road. The sign there is small and easy to miss. Go approximately one quarter mile to 25th Street East. The entrance to DaySpring is just a few feet from the intersection. Take the access road to Curry Hall and the registration desk.

For a larger map on internet find [www.dayspringfla.org](http://www.dayspringfla.org) or mapquest. 8411 25th St E, Parrish, FL 34219-9443

TEACHER LIST - alphabetical

<b>Bunker, Diane</b> Stencil Box and Hand-painted Spoon <a href="mailto:tinydzyns@aol.com">tinydzyns@aol.com</a>	<b>Mikulka, Suzanne, CDA</b> Jelly Fixins <a href="mailto:smikulka@comcast.com">smikulka@comcast.com</a>
<b>Cochran, Dee</b> Fern Friends <a href="mailto:cochrandee@gmail.com">cochrandee@gmail.com</a>	<b>Miles, Joan</b> Tiger on Reverse Glass <a href="mailto:russnjoanmiles1@verizon.net">russnjoanmiles1@verizon.net</a>
<b>Cipriano, Jean</b> Christmas Holly <a href="mailto:jean@decorativedesign.com">jean@decorativedesign.com</a>	<b>Neuling, Sandy</b> Crimson Beauty <a href="mailto:sandyneulingtda@gmail.com">sandyneulingtda@gmail.com</a>
<b>Johnson, Ruth</b> Domino Art <a href="mailto:rnr87@hotmail.com">rnr87@hotmail.com</a>	<b>Orwig, Ruth</b> Yellow Daisies Dimensional <a href="mailto:ruthorwig2339@yahoo.com">ruthorwig2339@yahoo.com</a>
<b>Kerr, Marilyn</b> Leaf Box <a href="mailto:lynnpat1@comcast.net">lynnpat1@comcast.net</a>	<b>Otto, Pat</b> Rooster <a href="mailto:pat@patotto.com">pat@patotto.com</a>
<b>Kugler, Barb</b> Three Friends on a Beach <a href="mailto:bar3377@verizon.net">bar3377@verizon.net</a>	<b>Sheftic, Carole</b> Wings of Freedom <a href="mailto:csheftic@bellsouth.net">csheftic@bellsouth.net</a>
<b>Kreutz, Marlene, CDA</b> Painted Buntings <a href="mailto:mfolkart@q.com">mfolkart@q.com</a>	

**CLASSES BY NUMBER**

<b>ACRYLIC</b>			
<b>A100</b>	<b>Christmas Holly</b>	<b>Thurs 10 am-5 pm</b>	Jean Cipriano
<b>A101</b>	<b>Stencil Box &amp; Hand-painted Spoon</b>	<b>Thurs 1:00 - 5 pm</b>	Diane Bunker
<b>A102</b>	<b>Three Friends on a Beach</b>	<b>Fri 8:30 am - 12:30 pm</b>	Barb Kugler
<b>A103</b>	<b>Crimson Beauty</b>	<b>Fri 8:30 am - 3:30 pm</b>	Sandy Neuling, TDA
<b>A104</b>	<b>Painted Buntings</b>	<b>Fri 8:30 am – 3:30 pm</b>	Marlene Kreutz, CDA
<b>A105</b>	<b>Wings of Freedom</b>	<b>Sat 8:30 am – 5:30 pm</b>	Carole Sheftic
<b>A106</b>	<b>Jelly Fixins</b>	<b>Sat 8:30 am – 3:30 pm</b>	Suzanne Mikulka, CDA
<b>COLORED PENCIL</b>			
<b>CP400</b>	<b>Yellow Daisies Dimensional</b>	<b>Thurs 1:00 - 5:00 pm</b>	Ruth Orwig
<b>OILS</b>			
<b>O600</b>	<b>Tiger on Reverse Glass</b>	<b>Thurs 1:00pm - 5:00 pm</b>	Joan Miles
<b>O601</b>	<b>Leaf Box</b>	<b>Fri 8:30 am – 5:30 pm</b>	Marilyn Kerr
<b>O602</b>	<b>Rooster</b>	<b>Sat 8:30 am – 3:30 pm</b>	Pat Otto
<b>MIXED MEDIA</b>			
<b>M700</b>	<b>Domino Art</b>	<b>Sat 1:30 am – 5:30 pm</b>	Ruth Johnson
<b>WATERCOLOR</b>			
<b>W300</b>	<b>Fern Friends (Batik)</b>	<b>Sat 8:30 am - 5:30 pm</b>	Dee Cochran



**Jean Cipriano**  
**Christmas Holly**  
**A100**

jean@decorativedesign.com

Time: 10:00 AM – 5:00 PM (6 HR)  
 Medium: Acrylic  
 Skill level: Intermediate  
 Cost: Class \$24 Supplies \$20  
**Total: \$44.00**  
 Supplied: paints, wood surface



**Diane Bunker**  
**Stencil Box & Hand-painted Spoon**  
**A101**

tinydzyns@aol.com

Time: 1:00 PM – 5:00 PM (4 HR)  
 Medium: Acrylic  
 Skill level: Beginner  
 Cost: Class \$16 Supplies \$15  
**Total: \$31.00**  
 Supplied: paints, wooden box, spoon



**Joan Miles**  
**Tiger on Reverse Glass**  
**O600**

russnjoanmiles1@verizon.net





Time: 1:00 PM – 5:00 PM (4 HR)  
 Medium: Oil  
 Skill level: Beginner  
 Cost: Class \$16 Supplies \$23  
**Total: \$39.00**  
 Supplied: Prepped Masonite™ 11x14, Plexiglas, ink pen, paints, mediums.  
 Frame not included



**Ruth Orwig**  
**Yellow Daisies Dimensional**  
**P400**

ruthorwig2339@yahoo.com

Time: 1:00 PM – 5:00 PM (4 HR)  
 Medium: Colored Pencil  
 Skill level: Intermediate  
 Cost: Class \$16 Supplies \$15  
**Total: \$31.00**  
 Supplied: Mi Tientes paper 8 1/2 x 11 mat board, Full size colored pencils

	<p><b>Marilyn Kerr</b>  <b>Leaf Box</b>  <b>O601</b>                  Lynnpat1@comcast.net</p> <p>Time: 8:30 AM – 5:30 PM (8 HR)                  Medium: Oil                  Skill level: Beginner                  Cost: Class \$32 Supplies \$20  <b>Total: \$52.00</b>                  Supplied: Wood box, 10x6x2, paints</p>
	<p><b>Barb Kugler</b>  <b>Three Friends on a Beach</b>  <b>A102</b>                  Bar3377@verizon.net</p> <p>Time: 8:30 AM – 12:30 PM (4 HR)                  Medium: Acrylic                  Skill level: Intermediate                  Cost: Class \$16 Supplies \$19  <b>Total: \$35.00</b>                  Supplied: 8 x 10 canvas panel, paints</p>
	<p><b>Ruth Johnson</b>  <b>Domino Art</b>  <b>M700</b>                  rnr87@hotmail.com</p> <p>Time: 1:30 PM – 5:30 PM (4 HR)                  Medium: Acrylic                  Skill level: Intermediate                  Cost: Class \$16 Supplies \$16  <b>Total: \$32.00</b>                  Supplied: Dominos, findings, paints</p>
	<p><b>Sandy Neuling</b>  <b>Crimson Beauty</b>  <b>A103</b>                  sandyneulingtda@gmail.com</p> <p>Time: 8:30 AM – 3:30 PM (6 HR)                  Medium: Acrylic                  Skill level: Beginner-Intermediate                  Cost: Class \$24 Supplies \$12.00  <b>Total: \$36.00</b>                  Supplied: 12x16 canvas, paints,</p>

**FRIDAY MAR 30<sup>th</sup> Continued**



**Marlene Kreutz, CDA  
Painted Buntings  
A104**

mfolkart@q.com

Time: 8:30 PM – 5:30 PM (6 HR)

Medium: Acrylics

Skill level: Intermediate

Cost: Class \$24 Supplies \$27

**Total: \$51.00**

Supplied: 14 inch tin plate, paints

**SATURDAY MARCH 31**

See supply page for supply list



**Dee Cochran Fern Friends W300**

cochrandee@gmail.com

Time: 8:30 AM – 5:30 PM (8 HR)

Medium: Watercolor-batik

Skill level: Beginner-Intermediate

Cost: Class \$32 Supplies \$25

**Total: \$57.00**

Supplied: Pen, :6" x 7" (4 Pieces) Rice Paper & Back mat, paints, wax



**Carole Sheftic  
Wings of Freedom  
A105**

csheftic@bellsouth.net

Time: 8:30 AM – 5:30 PM (8 HR)


Medium: Acrylic

Skill level: Intermediate

Cost: Class \$32 Supplies \$17

**Total: \$49.00**

Supplied: 16 x 20 stretched canvas, paints mediums

	<p><b>Pat Otto</b>  <b>Rooster</b>  <b>O602</b>  pat@patotto.com</p> <p>Time: 8:30 AM – 3:30 PM (6 HR)  Medium: Oil  Skill level: Intermediate  Cost: Class \$24 Supplies \$15  <b>Total: \$39.00</b>  Supplied: paints, 16X20 prepped stretched canvas</p>
	<p><b>Suzanne Mikulka, CDA</b>  <b>Jelly Fixins</b>  <b>A106</b>  smikulka@comcast.com</p> <p>Time: 8:30 AM – 3:30 PM (6 HR)  Medium: Acrylic  Skill level: Intermediate  Cost: Class \$24 Supplies \$12  <b>Total: \$36.00</b>  Supplied: paints, wooden box 10 ½ X 4 X 4</p>

**SUPPLIES (What you carry in your large drag around painting case)**

Usual supplies include some or all of the following: All sizes and shapes of brushes, wet, dry & waxed palettes, assorted palette knives, paper towels, stylus, ruler, pen, pencil, chalk pencil, fine sharpie pen, kneaded eraser or similar good eraser, scissors, easel, water container, glasses for close work, wipe out tool, paint pots or small containers to bring paint home in, baby wipes, tracing paper, white and gray transfer paper, scotch tape, blue painter's tape, name labels, apron, old toothbrush, sponges, Q-tips, small spray water bottle, foam brush, plastic wrap, business cards and extra money.

**SPECIAL SUPPLIES particular to classes**

<p><b>A100 -Jean Cipriano -Christmas Holly</b>  3/8 angle, 10/0 Liner, 10 Flat, Old Tooth Brush, Majic Tape</p>	<p><b>M700-Ruth Johnson-Domino Art</b>  No special supplies</p>
<p><b>A101-Diane Bunker -Stencil Box &amp; Spoon</b>  1/4" Stencil brush, 18/0 Liner, 12" Shader, Stylus</p>	<p><b>O600-Joan Miles -Tiger on Reverse Glass</b>  Sable Bright Brushes – 4-6-8</p>
<p><b>A102-Barb Kugler-Three Friends on a Beach</b>  Dark Graphite Paper 5 x 5, Ultra Fine Sharpie and/or Pencil, Stylus – Brushes – ¾ Flat, 18/0 Liner, 2 &amp; 8 Flat, ¼ angle, Rake Deerfoot Stippler or Small Scruffy</p>	<p><b>O601-Marilyn Kerr-Leaf Box</b>  Scumbling Brush – small (#2 if yours is sized) #2, 4 &amp; 6 Flat, Does not need to be sable but great if you have them. Liner – not a Scroll</p>
<p><b>A103-Sandra Neuling, TDA-Crimson Beauty</b>  1 ¾" or 2" Flat Wash Brush, #8 Filbert, Large Mop, Fine Sandpaper, #8 – 10 – 14 Flats, #0 or #1 Liner</p>	<p><b>O602-Pat Otto-Rooster</b>  Synthetic #6-8 filbert brush, liner, script, assorted flats or angles, waxed palette-or suitable palette for oils (not wet) Box cover large enough to carry wet painting home</p>
<p><b>A104-Marlene Kreutz, CDA -Painted Buntings</b>  No special supplies</p>	<p><b>P400-Ruth Orwig-Yellow Daisies Dimensional</b>  Battery Pencil Sharpener, Soft brush to sweep pencil shavings, white click eraser, scotch tape, 8 ½ x 11 smooth hard surface</p>
<p><b>A105-Carole Sheftic-Wings of Freedom</b>  Easel (available on request) Large stay wet palette, bristle &amp; synthetic brushes, 1" &amp; 2" Chip Brushes</p>	<p><b>W300 -Dee Cochran Fern Friends</b>  4, #6 Round, 1" Flat acrylic or watercolor brushes, #03 Micron Black Pen, 30 pages of Newspapers</p>
<p><b>A106-Suzanne Mikulka, CDA-Jelly Fixins</b>  Regular Brushes as well as scumbling brushes or dry brushes, good angle ½", liner, mop</p>	